



**Elddis**

freedom  
with flair



 **Elddis**  
***Crusader***



*crusader*

# luxury as standard

The Crusader is no ordinary caravan. This ultimate award-winning and aspirational range of tourers sets new standards in build and design quality, with dazzling and unique features inside and out.

Our most popular range has been given even more new specification and detailed improvements to create **the** caravan of choice. Nothing else looks or feels like Crusader. Exterior graphics and styling create a tourer of distinction: super-sleek front and GPS rear panels; Seitz privacy windows; silver side skirts and wheel spats and sporty alloy wheels. All-new Elddis graphics and badging complete the Crusader with a head-turning flourish.



The Crusader range provides an unrivalled choice of class-leading tourers and innovative unique layouts, with more luxury and specification as standard and with options to add your personal touch.

New for 2010, the unique Crusader Tempest is a radical new layout, designed with flexible family holidays in mind. In addition to the super-spacious parallel front dinette, the side dinette comfortably seats four children - or two adults and two children - and converts into a domestic size single bed. In addition, fixed triple bunks have guaranteed appeal and lift to provide additional towing stowage for all your holiday equipment. The kitchen is spacious beyond compare, with storage space in abundance. Ingenious in every detail, the Tempest is a tourer to tempt families.



 **Elddis**  
*crusader*




Improved layouts for 2010 mean a return to parallel dinettes in our most popular models, with L-shaped lounges available for devotees. All Crusaders come with supportive, deep-sprung curved upholstery for enduring style and comfort.

Fixed double beds boast the exclusive Elddis Coolmax memory foam mattress and are easy to lift and have large access locker doors leading to that all-important additional storage space.

Truma Rapid blown air heating to washrooms and bedrooms ensure your comfort all year round, with the option of Dometic air conditioning in twin axle models. All models feature an Omnivent 3-speed 2-way fan.

The all-new Crusader Tempest

 **Elddis**  
freedom  
with flair



Inside, design and style are at the heart of Crusader, with a stunning mix of cool, contemporary upholstery and time honoured craftsman-honed cabinetry with a modern twist. New curved seating gives the sprung upholstery a modern look and sumptuous feel, now with a choice of three distinctly different fabric finishes in nine superb layouts, plus a butter-soft leather option in fixed-bed Crusaders.

 **Elddis**  
*crusader*



Crusader Tempest's unique side-dinette



L-shaped seating in Crusader Mistral

# entertain




Relax and unwind listening to your favourite CDs or radio station, share your latest i-Pod downloads or stretch out and watch TV. There's space for everyone to do their own thing or to enjoy family time together.

Fixed bed models come with additional speakers in the bedroom.

With the Crusader Entertainment Pack option you can add DVD, satellite and solar panel connectivity.

The Crusader's exterior gas barbecue point and cosy awning warmer guarantee the fun continues well into the evening, whatever the weather!





# style



Bold new Elddis graphics, crisp white exterior and sharply contrasting privacy windows are unmistakably Crusader, the ultimate Elddis tourer. Jokon rear light clusters with twin fog and reverse lights and high level brake light complement the cool styling, whilst giving you further peace-of-mind. Sporty wheel spats and Mirage silver alloy wheels complete the look.

Inside, new contemporary locker doors with silver strip inlay and luxury neutral fabrics with bold accent colour give you a caravan with lasting style. Or create a completely different look with a choice of alternative interior designs.

Extended LED lighting sets the tone and also saves power, making your battery last longer.

Fixed-bed models come with a sumptuous leather option

# cook



The Crusader kitchen is designed to excel. Twin axle models are equipped with a 175ltr fridge and separate freezer, for ice cold drinks and ice cream on demand. Go prepared with all your family essentials and stock up on fresh local ingredients on your travels.

Cooking in the Crusader is easy and fun – and there's enough space for everyone to help too! Every kitchen comes kitted with a stylish but practical microwave with stainless steel finish, domestic style oven with shelves and illumination, plus a 3 burner hob with multi-function burner. There's everything you need to create a celebratory dinner for family and friends to a quick midnight snack. Additional electric sockets in the Crusader include a double socket in the kitchen for added practicality.

A sleek stainless steel sink with integral drainer is both stylish and practical and Chinchilla glass covers not only look smart but also provide you with virtually indestructible food preparation space – touches you'll only find with Elddis.





# wash



End-bathroom Crusader models have beautiful bathrooms, complete with dedicated dressing area. Selected models, including both single and twin-axle layouts, boast a class-leading walk-in Rimini double shower with tile-effect walls for unrivalled luxury.

The refinement continues with thicker domestic style bathroom doors with lever locks and deeper basins, accentuated with beautiful polished chrome accessories and fittings. All models come with a Whale Aquasource waterline system with 40ltr onboard tank, high-flow pump with carbon filter and easy changeover, Truma ultrastore water heater and Thetford C250 swivel toilet with electronic flush.



# sleep




Luxurious domestic-sized single bed plus triple bunks in the Tempest



The fixed-bed, rear bathroom Supersirocco



Fixed single beds convert to full-width double in the Supercyclone.





The Crusader range comes with a huge variety of versatile layouts. Whether you choose the fixed double bed, triple-bunk or a traditional convertible dinette arrangement, your complete rest and relaxation is guaranteed.



Stylish in every detail, the Crusader's craftsmanship is enhanced further with the unparalleled towing experience unique to Eddis. Tow with confidence, safe in the knowledge that only Eddis use the German precision-engineered BPW Swing V-Tech chassis, which we believe to be the very best available.

This unique partnership gives you improved ride quality, enhanced cornering stability and enhanced high-speed towing stability through constant dynamic self-steering.

Crusader twin axle models come with suspension dampers as standard, available as an option on single axle models.



The all-new Eddis range is designed for minimal effort and maximum enjoyment



Hitching is made quicker and easier with Eddis' exclusive Easy Brake from BPW. The comfortable brake release is a single lever operation, with no awkward push button and has an integrated shock absorber and track stabilisation. The Winterhoff WS3000 stabiliser provides outstanding stability control in sway and pitch and all-round better driving comfort.



You may choose BPW's innovative and industry-leading Intelligent Drive Control (iDC), which is an option exclusively available on Eddis touring caravans. With an automatic anti-snaking device, the iDC system detects any risk of snaking and gives you safe course correction in seconds. Its unique Failsafe Function ensures that your iDC works seamlessly, even in the event of a power failure.

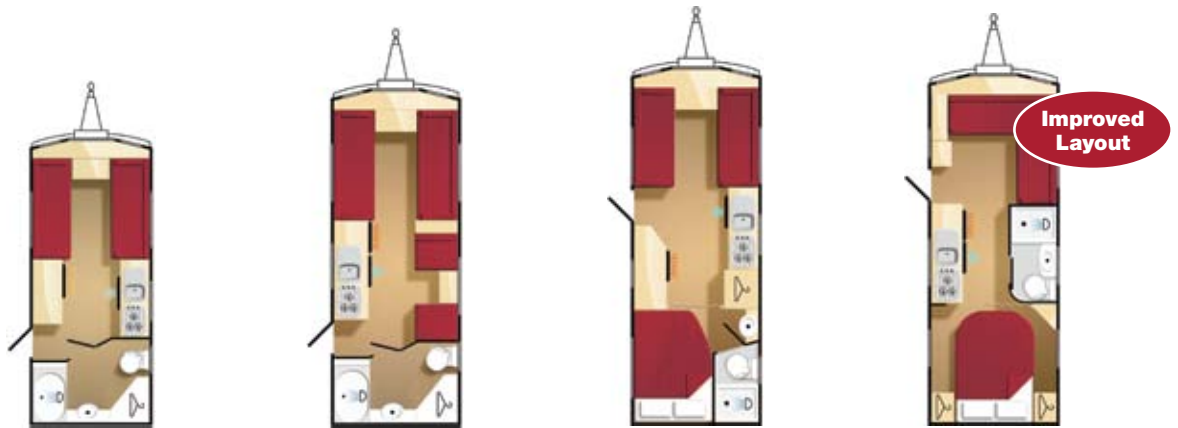


Gas bottle storage in the Crusader is designed to take the new BP Light bottles and steel containers.

LED high level brake lights and Jokon rear light clusters with twin fog and reverse lights ensure your safety and visibility.



# room

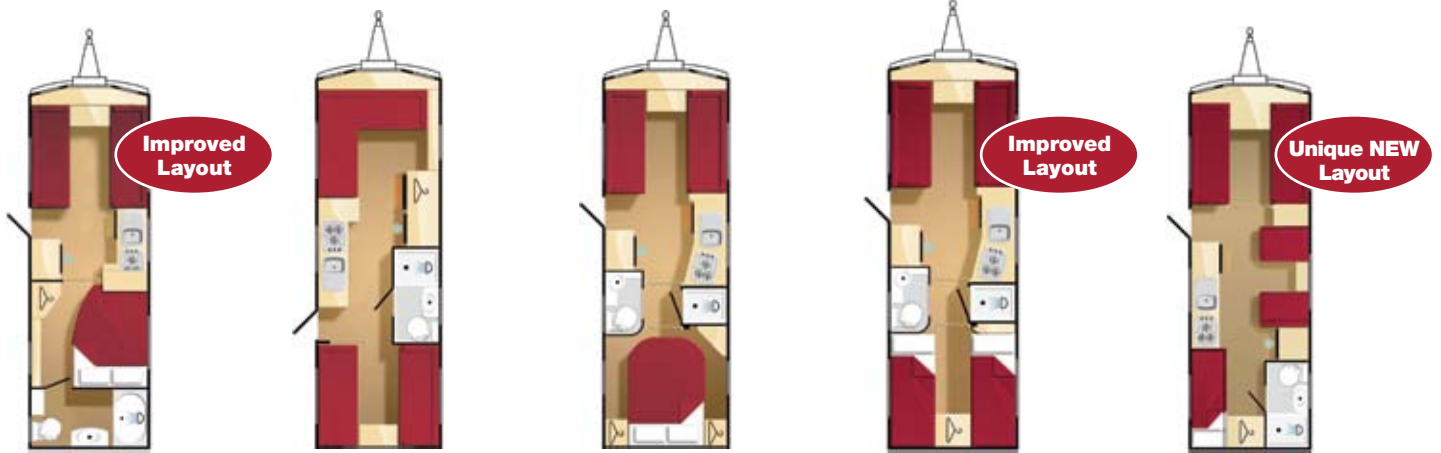


Model	Hurricane	Typhoon	Aurora	Mistral
Number of Berths	2	4	4	4
Interior Length	4660mm / 15'3"	5344mm / 17'6"	5599mm / 18'5"	5599mm / 18'5"
Shipping Length	6390mm / 21'0"	7066mm / 23'2"	7319mm / 24'1"	7319mm / 24'1"
Overall Width	2286mm / 7'6"	2286mm / 7'6"	2286mm / 7'6"	2286mm / 7'6"
Overall Height	2580mm / 8'6"	2580mm / 8'6"	2580mm / 8'6"	2580mm / 8'6"
Maximum Headroom	1908mm / 6'3"	1908mm / 6'3"	1908mm / 6'3"	1908mm / 6'3"
Interior Width	2150mm / 7'1"	2150mm / 7'1"	2150mm / 7'1"	2150mm / 7'1"
Awning Sizes	8990mm / 29'6"	9590mm / 31'5"	9950mm / 32'6"	9950mm / 32'6"
Front Bed Sizes	2 x Singles 1830mm x 718mm 6'0" x 2'3" or 1 x Double 2070mm x 1370mm 6'9" x 4'6"	2 x Singles 1830mm x 718mm 6'0" x 2'3" or 1 x Double 2070mm x 1370mm 6'9" x 4'6"	1 x Single Offside 1800mm x 673mm/ 5'8" x 2'2.5" 1 x Single Nearside 1700mm x 680mm/ 5'7" x 2'2.5" or 1 x Double 2000mm x 1200mm 6'6" x 4'0"	1 x Single 1813mm x 720mm 6'0" x 2'4" and 1 x Single 2113mm x 720mm 6'11" x 2'4"
Side Dinette Bed Sizes	N/A	1 x Single 1800mm x 630mm 5'11" x 2'1" and 1 x Lift up bunk 1632mm x 570mm 5'2" x 1'10.5"	N/A	N/A
Rear Bed Sizes	N/A	N/A	Fixed Bed 1 x Double 1830mm x 1270mm 6'0" x 4'2"	Fixed Bed 1 x Double 1843mm x 1346mm 6'1" x 4'5"
Mass in Running Order (MIRO)	1238kgs / 24.31cwt	1370kgs / 26.91cwt	1407kgs / 27.64cwt	1352kgs / 26.55cwt
Essential Habitation Equipment	88kgs / 1.73cwt	88kgs / 1.73cwt	88kgs / 1.73cwt	88kgs / 1.73cwt
Personal effects payload	104kgs / 2.04cwt	132kgs / 2.59cwt	135kgs / 2.65cwt	135kgs / 2.65cwt
Optional Equipment payload	10kgs / 0.19cwt	10kgs / 0.19cwt	10kgs / 0.19cwt	10kgs / 0.19cwt
Maximum User Payload	202kgs / 3.96cwt	230kgs / 4.52cwt	233kgs / 4.57cwt	233kgs / 4.57cwt
Plated M.T.P.L.M	1440kgs / 28.28cwt	1600kgs / 31.42cwt	1640kgs / 32.21cwt	1590kgs / 31.22cwt

## Key Features

- Brand new lift-up triple bunk 4-seater dinette with class leading kitchen and storage (**Tempest**)
- New parallel front dinette (**Supersirocco, Supercyclone**)
- New Elddis graphics
- 7'6" width
- 5 mains sockets
- Sprung upholstery with new curved seating
- 3 fabulous fabric options
- Optional leather upholstery (**Supersirocco, Mistral, Cyclone, Supercyclone, Aurora**)
- Easy lift fixed bed with EXCLUSIVE memory foam mattress (**Supersirocco, Mistral, Cyclone, Aurora**)
- Twin fixed single beds with EXCLUSIVE memory foam mattress (**Supercyclone**)
- Improved comfort bunks/convertible beds
- Hartal loft door
- Truma rapid blown air heating, including washroom (**and bedroom - Supersirocco, Mistral, Cyclone, Supercyclone, Aurora**)
- Seitz privacy glass with cassette blinds and flyscreens
- Sports silver alloy wheels
- Contemporary style locker doors
- Extended LED mood lighting

- Thetford 175ltr fridge (with separate freezer, titanium frameless door and LCD (**Supersirocco, Superstorm, Cyclone, Tempest, Supercyclone**),
- 700W microwave with stainless steel finish
- Spinflo 3 burner hob with high speed multi-function burner and electronic ignition
- Domestic style Spinflo Midi Prima oven with 2 shelves, illumination and electronic ignition
- Unique Chinchilla glass sink and hob covers
- Stainless steel sink and integral drainer
- Double socket in kitchen
- Whale Aquasource waterline system with 40ltr onboard tank and easy changeover
- Truma Ultrastore water heater
- New larger domestic style basin
- Fully lined shower cubicle with domestic style aluminium bi-fold shower door
- New Rimini luxury double shower cubicle with tile-effect walls (**Typhoon, Hurricane, Supersirocco**)
- Domestic style bathroom door and lever lock
- Thetford C250 electronic flush swivel toilet
- Polished chrome fittings
- Sony CD radio tuner with AM antenna and i-Pod and mp3 connectivity
- Stereo speakers (**additional pair in bedroom - Supersirocco, Mistral, Cyclone, Aurora**)



### Supersirocco

4  
6260mm / 20'6"  
7960mm / 26'2"  
2286mm / 7'6"  
2580mm / 8'6"  
1908mm / 6'3"  
2150mm / 7'1"  
10460mm / 34'4"

2 x Singles 1830mm x 720mm  
6'0" x 2'4" or  
1 x Double 2140mm x 430mm  
7'0" x 4'7"

N/A

Fixed Bed  
1 x Double 1830mm x 1270mm  
6'0" x 4'2"

1612kgs / 31.66cwt  
88kgs / 1.73cwt  
140kgs / 2.75cwt  
10kgs / 0.19cwt  
238kgs / 4.68cwt  
1850kgs / 36.33cwt

### Superstorm

6  
6260mm / 20'6"  
7960mm / 26'2"  
2286mm / 7'6"  
2580mm / 8'6"  
1908mm / 6'3"  
2150mm / 7'1"  
10460mm / 34'4"

1 x Double 2140mm x 1344mm  
7'0" x 4'4"

N/A

2 x Singles 1830mm x 690mm  
6' x 2'3" or  
1 x Double 2014mm x 1430mm  
6'7" x 4'8" and  
2 x Lift up bunks  
1650mm x 570mm 5'4" x 1'10.5"

1642kgs / 32.25  
88kgs / 1.73cwt  
160kgs / 3.14cwt  
10kgs / 0.19cwt  
258kgs / 5.06cwt  
1900kgs / 37.32cwt

### Cyclone

4  
6260mm / 20'6"  
7960mm / 26'2"  
2286mm / 7'6"  
2580mm / 8'6"  
1908mm / 6'3"  
2150mm / 7'1"  
10460mm / 34'4"

2 x Singles 1830mm x 720mm  
6'0" x 2'4" or  
1 x Double 2140mm x 1430mm  
7'0" x 4'7"

N/A

Fixed Bed  
1 x Double 1843mm x 1346mm  
6'1" x 4'5"

1612kgs / 31.66cwt  
88kgs / 1.73cwt  
140kgs / 2.75cwt  
10kgs / 0.19cwt  
238kgs / 4.68cwt  
1850kgs / 36.33cwt

### Supercyclone

4  
6260mm / 20'6"  
7960mm / 26'2"  
2286mm / 7'6"  
2580mm / 8'6"  
1908mm / 6'3"  
2150mm / 7'1"  
10460mm / 34'4"

2 x Singles 1830mm x 720mm  
6'0" x 2'4" or  
1 x Double 2140mm x 1430mm  
7'0" x 4'7"

N/A

Fixed Beds  
2 x Singles 1906mm x 790mm  
6'4" x 2'7"

1647kgs / 32.35cwt  
88kgs / 1.73cwt  
140kgs / 2.75cwt  
10kgs / 0.19cwt  
238kgs / 4.68cwt  
1885kgs / 37.02cwt

### Tempest

6  
6260mm / 20'6"  
7960mm / 26'2"  
2286mm / 7'6"  
2580mm / 8'6"  
1908mm / 6'3"  
2150mm / 7'1"  
10460mm / 34'4"

2 x Singles 1830mm x 720mm  
6'0" x 2'4" or  
1 x Double 2140mm x 1430mm  
7'0" x 4'7"

1 x Single 1800mm x 950mm  
5'11" x 3'2"

Fixed Bunks  
3 x Singles 1830mm x 610mm  
6'0" x 2'0"

1622kgs / 31.86cwt  
88kgs / 1.73cwt  
160kgs / 3.14cwt  
10kgs / 0.19cwt  
258kgs / 5.06cwt  
1880kgs / 36.93cwt

- Status omni-directional TV aerial
- Gas barbecue point
- Awning warmer
- Repairable GRP front panel
- BPW Swing V-tech chassis for improved towing stability
- Winterhoff WS3000 stabiliser
- Easy action handbrake
- Suspension dampers (Supersirocco, Superstorm, Tempest, Supercyclone)
- Optional suspension dampers (Typhoon, Hurricane, Mistral, Aurora)
- Twin fog and reverse lights
- Side indicator lights
- Extra large gas bottle storage designed to take new BP Light bottles and steel containers

## Retail Fit Options Available

- Robstop
- iDC (Intelligent Drive Control) system
- Entertainment pack
- Alternate fabric option x 2, plus leather option on fixed bed models
- Air Conditioning

For full specification and technical details, please refer to [www.elddis.co.uk](http://www.elddis.co.uk)

If you require a larger payload, it is possible to upgrade the plated MTPLM. Please contact your supplying retailer for more information. The Mass in Running Order includes a manufacturing tolerance for material variances. Maximum User Payload includes the Essential Habitation Equipment Payload, Personal Effects Payload and the Optional Equipment Payload. All data is calculated using metric weights and measurements. The imperial figures quoted are conversions thereof. The internal length is measured at 320mm above the floor level.



**Elddis**  
*crusader*



**Find out more.**

Visit [www.elddis.co.uk](http://www.elddis.co.uk) for 360° videos, product reviews, news, offers and much more.

Elddis | Delves Lane | Consett | County Durham | DH8 7PE


Tel: 01207 699 000

Elddis is a trademark of The Explorer Group Limited  
Company Registration No. 02433663 England & Wales

Elddis is the only UK caravan manufacturer to be accredited by the Institute of Mechanical Engineers.  
Every Elddis caravan and motorhome proudly carries the National Caravan Council (NCC) approved badge of quality.



This brochure does not constitute an offer by Elddis. Elddis reserves the right to, and does alter from time to time, technical specifications, prices and model ranges as materials, model improvements and conditions require, and can accept no responsibility for discrepancies between these and subsequent models shown. This brochure is for guidance purposes only. Please be sure to check our full current and technical specifications with your retailer before placing your order. Please note that Approved Retailers are not the agents of Elddis. Accordingly they have no authority to bind Elddis or to make any representation or undertaking whatsoever on behalf of Elddis. Props shown in this brochure are for photographic purposes only and are not included in the specification. Bed covers and additional scatter cushions shown are kindly supplied and made to order by Leisure Furnishings and are available to order as an optional extra from your chosen retailer. Tableware kindly supplied by The Denby Pottery Company. [www.denby.co.uk](http://www.denby.co.uk)



**Elddis**

freedom  
with flair

[www.elddis.co.uk](http://www.elddis.co.uk)