

# Pulse



Completing the line up is the compact Pulse based on the Peugeot Expert/Fiat Scudo medium size van. The Pulse is small enough to easily park in town, yet large enough with its elevating roof and variable rear seat position to provide a deceptively spacious motorhome. This van can seat four and sleeps two with the option of an extra bed for two children in the roof.



Autocruise Motorhomes,  
Dunswell Road,  
Cottingham,  
East Yorkshire,  
HU16 4JX

T - 01482 847332

E - enquiry@swiftgroup.co.uk

W - www.autocruise.co.uk

A MEMBER OF THE SWIFT GROUP

This brochure does not constitute an offer by Swift Group Limited (Autocruise). Autocruise reserves the right to alter specifications and prices at any time as materials and conditions demand. Distributors and dealers sell Autocruise products on their own account and not as agents of Autocruise. Accordingly, they have no authority to bind Autocruise or to make any representation or undertaking whatsoever on behalf of Autocruise.

All props are for photographic purposes only and are not included in the specification

Issued October 2009

# AUTOCRUISE



VAN CONVERSION RANGE

# Pace • Tempo • Rhythm • Accent • Alto • Jazz



Autocruise have substantially increased their distinctive range of luxury van conversion motorhomes to offer a choice of 7 models all with silver metallic paintwork and colour coded front bumpers. A host of practical features and new innovations have been combined with the craftsmanship that makes Autocruise vehicles so unique.

Whether you need a vehicle for everyday use, holiday or business the van conversion range is incredibly versatile.

The Pace is the first layout of its kind from a UK manufacturer and is capable

of carrying up to four people. The large transverse rear bed can be fixed or folded up, allowing storage under the bed or between the bed bases for larger items. The new Accent provides a variation on the Pace layout and offers rear parallel seating which can convert into a bed whilst retaining good storage under an elevated floor.

The new Alto is another first for Autocruise based on the most popular coachbuilt layout. It can carry up to four and has a fixed rear bed with side ensuite vanity and toilet/shower area and the bed

can fold up to allow access through the rear doors.

With a range of practical improvements, the Rhythm and Tempo both have flexible sleeping arrangements with spacious singles or a large double bed to complement good bathroom and showering facilities.

The final new model on the Peugeot Boxer/Fiat Ducato base is the New Jazz with an easy to make double bed and comes on the medium wheel base to offer a smaller van still capable of taking three passengers.



# Van Conversion Specification

## KEY FEATURES

- 120bhp engine with 6-speed gearbox (optional on Jazz)
- Silver metallic paintwork with colour coded front bumper
- Height adjustable and swivelling driver and passenger seats
- Pleated windscreen blind with insulated side screens
- Electric windows and electric & heated door mirrors
- Remote central locking
- Driver's airbag and **NEW** passenger's airbag
- **NEW** Energy saving, high output soft white LED lighting
- Truma E2400 gas blown air heating (Tempo)
- Truma Ultrastore gas/electric water heater (Tempo)
- Truma Combi 4 gas & electric blown air heating & hot water (Alto, Jazz, Accent, Pace & Rhythm)
- 80 litre 230V/12V/gas fridge/freezer (Accent, Pace & Tempo)
- Waeco 72 litre 230V/12V compressor fridge/freezer (Alto, Jazz & Rhythm)
- TV cupboard and **NEW** extending mounting bracket for 15" Flat-screen TV
- Status 315 omni-directional TV aerial
- Heki Panoramic roof light
- Electric side entrance step
- Rear speakers
- Double glazed windows with cassette blinds & flyscreens
- Push-button positive catches on overhead locker doors

## Key Options:

- Roll-out awning
- 157bhp, 3.0 litre Fiat engine with automatic gearbox and Comfort pack
- Cab air conditioning
- Cruise control
- **NEW** Alarm system
- **NEW** Reversing sensors

## Comfort Pack:

- Cab air conditioning
- Cruise control
- **NEW** Alarm system
- **NEW** Reversing sensors

## FIAT DUCATO / PEUGEOT BOXER PANEL VAN

- ABS brakes
- EBD (electronic brake force distribution)
- Variable power steering
- Headlamp height adjustment
- Immobiliser with rolling code
- Radio/CD/MP3 player
- Driver and passenger seats with:
  - Position, height and rake adjustment
  - Swivels
  - Two armrests
  - Full upholstered covers
- Adjustable steering wheel position
- Cab carpet (removable)
- Two DIN sockets

## ACCOMMODATION AREA

### Body

- LED side entrance light
- Gas bottle capacity 2 x 7Kg
- Body insulated with high performance 3M's 'Thinsulate'

## Interior

- **NEW** Gas strut lounge seat lid support in Tempo & Rhythm
- Removable carpets over vinyl flooring
- Mini Heki clear rooflight with flyscreen and blind
- Lap and diagonal seat belts on designated rear passenger seat(s) (Except Rhythm)
- 3 burner hob with combination oven/grill (Jazz, Rhythm & Tempo)
- 2 burner hob & combination oven/grill (Alto, Accent & Pace)
- Stainless steel sink with glass lid
- **NEW** Waste bin
- **NEW** Chrome finish crockery rack (except Accent)

## Washroom

- Mirrored vanity cupboard and fold-away washbasin (Tempo, Rhythm & Jazz)
- Mirrored vanity cupboard and fixed washbasin (Accent & Pace)
- Shower mixer with riser bar
- Thetford cassette toilet with electric flush
- Multi-directional rooflight with flyscreen

## Heating and Plumbing

- Insulated fresh water tank capacity 66 litres
- Waste water tank capacity 50 litres (Jazz - 40 litres)
- High capacity internal water pump
- Chrome finish brass taps

## Electrical

- Fully protected mains electric system
- 4 x 230V sockets in Accent, Pace & Tempo
- 3 x 230V sockets in Alto, Jazz & Rhythm
- 25A charger/transformer
- 12V control panel for:
  - Vehicle/Leisure battery selection
  - Water pump and lighting circuits
  - Tank levels
  - Vehicle and leisure battery state
- 85Ah accommodation battery in Accent, Pace & Tempo
- 110Ah accommodation battery in Alto, Jazz & Rhythm
- TV station with aerial, 230V and 12V sockets
- 25 metre mains hook-up cable

# Pulse Specification

## KEY FEATURES

- Based on aerodynamic, MPV style Fiat Scudo/Peugeot Expert van fitted with rising roof
  - 2.0m height and for fuel efficiency and garaging/parking
  - Combined with flexibility of elevating roof for internal headroom
- 120 bhp engine with 6-speed gearbox; 2.0 litres, 300Nm max torque
- Metallic silver paintwork
- Double-glazed flush fitting windows in accommodation area
- Travelling in safety and comfort for 4 people
- Driver and front passenger airbags
- ABS and EDB
- Remote central locking
- Headlamp adjustment
- Radio/CD player with steering wheel controls
- Open living area created by swivelling front seats
- Rear seat adjustable on tracks for flexible living and loading areas
- Loading space accessed through rear doors
- Rear seat converts easily into double bed
- Optional bed for 2 children in elevating roof (max load 150kg)
- Automotive interior styling
- Blinds on all windows, flyscreens on openers
- Diesel fuelled space heating
- On-board fresh water and waste water tanks
- 230V and 12V power points
- 12V lighting
- 110Ah auxiliary battery
- 230V battery charger
- Optional 230V, 5 litre water heater
- Sink with glass lid
- 2 burner gas hob with glass lid
- Gas grill
- 72 litre 230V/12V compressor fridge with freezer compartment

## Optional Prestige Pack:

- Body coloured bumpers and mirrors
- Wing mirrors electrically folding
- Cab air-conditioning
- Cruise control
- Alarm and deadlocks
- Rear parking sensors
- Fog lights

## FIAT SCUDO / PEUGEOT EXPERT LWB PANEL VAN

- Variable power steering
- Electric operated and tinted cab windows
- Electrically adjusted and heated wing mirrors
- Immobiliser with rolling code
- Driver and passenger seats with:
  - Position, height and rake adjustment
  - Swivels
  - Full upholstered covers
- Adjustable steering wheel position
- Thermal cab windscreens
- Cab carpet (removable)
- Two DIN sockets

## Body

- Gas bottle capacity 2 x 4.5kg
- Body insulated with high performance 3M's 'Thinsulate'

## Interior

- Removable carpets over vinyl flooring
- Lap and diagonal seat belts on designated rear passenger seats

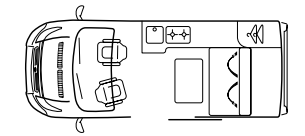
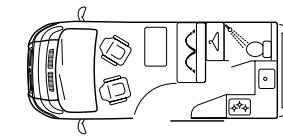
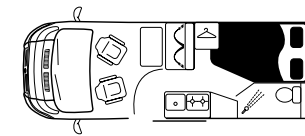
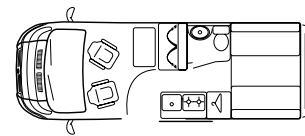
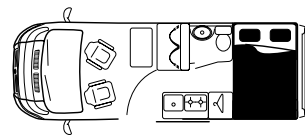
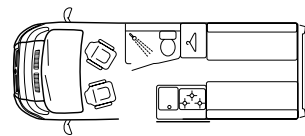
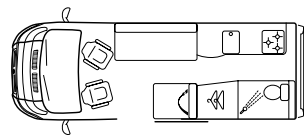
- Folding tap in sink
- Storage location for Thetford 335 Porta-Potti (not fitted)

## Heating and plumbing

- Fresh water tank capacity 30 litres
- Waste water tank capacity 26 litres

## Electrical

- Fully protected mains electric system
- One 230V socket
- 12V control panel controls for:
  - Vehicle/Leisure battery selection
  - Water pump and lighting circuits
  - Tank levels
  - Vehicle and leisure battery state
- 12A charger/transformer
- TV station with 230V and 12V sockets, aerial socket for connection to customer's own aerial
- 25 metre mains hook-up cable

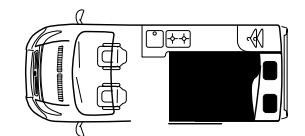
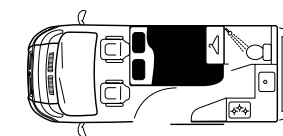
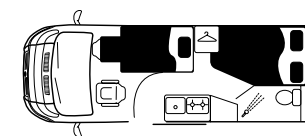
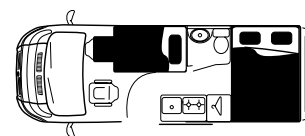
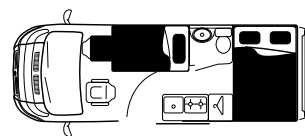
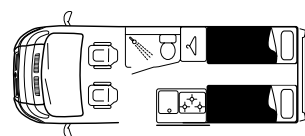
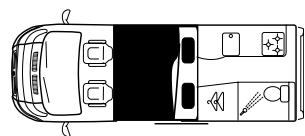


## TECHNICAL SPECIFICATIONS

TECHNICAL SPECIFICATIONS	Tempo		Rhythm		Pace		Accent		Alto		Jazz		Pulse
	120Hdi	160 MJ Auto*	120Hdi	160 MJ Auto*	120Hdi	160 MJ Auto*	120Hdi	160 MJ Auto*	120Hdi	160MJ Auto*	100Hdi	120Hdi	120Hdi
Engine	120Hdi	160 MJ Auto*	120Hdi	160 MJ Auto*	120Hdi	160 MJ Auto*	120Hdi	160 MJ Auto*	120Hdi	160MJ Auto*	100Hdi	120Hdi	120Hdi
Engine Maximum Torque	320Nm	400Nm	320Nm	400Nm	320Nm	400Nm	320Nm	400Nm	320Nm	400Nm	250Nm	320Nm	320Nm
Engine Displacement	2.2L	3.0L	2.2L	3.0L	2.2L	3.0L	2.2L	3.0L	2.2L	3.0L	2.2L	2.2L	2.2L
Wheel base	4.04m/13'3"		4.04m/13'3"		4.04m/13'3"		4.04m/13'3"		4.04m/13'3"		3.45m/11'4"		3.12m/10'3"
Designated Passenger Seats	2		1		3		3		3		3		3
Berths (Sleeping Positions)	2		2		3		3		3		2		2 (+ opt 2)
Overall Length (No Ladder)	6.00m/19'8"		6.00m/19'8"		6.00m/19'8"		6.00m/19'8"		6.00m/19'8"		5.41m/17'9"		5.14m/16'10"
Overall Body Width	2.05m/6'9"		2.05m/6'9"		2.05m/6'9"		2.05m/6'9"		2.05m/6'9"		2.05m/6'9"		1.90m/6'3"
Overall Height	2.55m/8'5"		2.55m/8'5"		2.55m/8'5"		2.55m/8'5"		2.55m/8'5"		2.55m/8'5"		1.96m/6'5"
Maximum Technical Permissible Laden Mass (A)	3500kg		3500kg		3500kg		3500kg		3500kg		3300kg		2932kg
Mass in Running Order (B)*	2900kg	2967kg	2865kg	2932kg	2975kg	3042kg	2987kg	3054kg	2906kg	2973kg	2850kg**	2865kg**	2381kg
Maximum User Payload (A-B)	600kg	533kg	635kg	568kg	525kg	458kg	513kg	446kg	594kg	527kg	450kg**	435kg**	551kg
Essential Habitation Equipment	10kg		10kg		10kg		10kg		10kg		10kg		10kg

## BED SIZES

Front Double	188cm x 188cm/6'2" x 6'2"										1.90m x 1.30m/6'3" x 4'5"		1.98m x 1.08m/1.00m / 6'6" x 3'7"/3'3"
Front Nearside Single	188cm x 64cm/6'2" x 2'1"												1.90m x 1.13m/6'3" x 3'8"
Front Offside Single	188cm x 75cm/6'2" x 2'5"												
Rear Double			188cm x 188cm/6'2" x 6'2"		1.70m x 0.90m/0.54m/5'8" x 2'11"/1'9"		1.70m x 0.90m/0.54m/5'8" x 2'11"/1'9"		1.70m x 0.90m/0.54m/5'8" x 2'11"/1'9"				
Rear Singles			188cm x 65cm/6'2" x 2'2"		1.92m x 1.35m/6'4" x 4'5"		1.92m x 1.35m/6'4" x 4'5"		1.90m x 1.20m/6'3" x 3'11"				



† Only available on Fiat base vehicles.

\*The Mass in Running Order is the mass of the unladen vehicle including a 75kg allowance for the driver plus engine coolants and 90% of the fuel tank / water tank and gas capacity.

\*\* Estimated

Products may be built on a Peugeot or Fiat base vehicle. Please check with your dealer at the time of ordering.

